


Workout

für Alphorn und Büchel

Jeweils 2-3 Übungen zwei Wochen lang täglich 10-15 Minuten trainieren. Metronom verwenden; immer sauber im Metrum bleiben. Tempo und Tonumfang so anpassen, dass die Übungen herausfordernd bleiben. 10-20 Wiederholungen. Achte auf Luftführung, ökonomisches Spiel, sauberen Klang und sanften Lippendruck. Phrasierung und Artikulation entsprechend der Zielsetzung variieren.

1 - Läufe & Glissandi


1.1




1.2



1.3



1.4



1.5

Exercise # 1.5 consists of two staves of music. The first staff begins with a treble clef, a key signature of one flat (B-flat), and a common time signature. It features a series of eighth notes with slurs and ties, followed by a repeat sign. The second staff continues the melody with similar rhythmic patterns and slurs, ending with a double bar line.

1.6

Exercise # 1.6 consists of two staves of music. The first staff starts with a treble clef, a key signature of one flat, and a common time signature. It features a long, continuous slur over a series of eighth notes, followed by a repeat sign. The second staff continues the melody with a similar slur and rhythmic pattern, ending with a double bar line.

1.7

Exercise # 1.7 consists of one staff of music. It begins with a treble clef, a key signature of one flat, and a common time signature. The melody is composed of eighth notes with slurs and ties, followed by a repeat sign and a final phrase ending with a double bar line.

1.8

Exercise # 1.8 consists of one staff of music. It starts with a treble clef, a key signature of one flat, and a common time signature. The melody features eighth notes with slurs and ties, followed by a repeat sign and a final phrase ending with a double bar line.

1.9

Exercise # 1.9 consists of one staff of music. It begins with a treble clef, a key signature of one flat, and a common time signature. The melody is composed of eighth notes with slurs and ties, followed by a repeat sign and a final phrase ending with a double bar line.

1.10

Exercise # 1.10 consists of one staff of music. It starts with a treble clef, a key signature of one flat, and a common time signature. The melody features eighth notes with slurs and ties, followed by a repeat sign and a final phrase ending with a double bar line.

1.11

Musical notation for exercise #1.11, consisting of two staves. The first staff features a melodic line with a slur over the first four notes and a repeat sign. The second staff features a melodic line with a slur over the first four notes and a repeat sign.

1.12

Musical notation for exercise #1.12, consisting of two staves. The first staff features a melodic line with four triplets and a repeat sign. The second staff features a melodic line with four triplets and a repeat sign.

#1.13

Musical notation for exercise #1.13, first staff. It features a melodic line with four glissando markings and a repeat sign.

Musical notation for exercise #1.13, second staff. It features a melodic line with four glissando markings and a repeat sign.

Musical notation for exercise #1.13, third staff. It features a melodic line with four glissando markings and a repeat sign.

2 - Artikulation

2.1

Doppelzunge

Two staves of musical notation for exercise 2.1. The first staff contains a sequence of eighth notes with a double tongue (indicated by a 'd' above the notes) and various accidentals (sharps, naturals, flats). The second staff continues the sequence, ending with a repeat sign.

2.2

Doppelzunge

Two staves of musical notation for exercise 2.2. The first staff shows a sequence of eighth notes with double tonguing and accidentals, followed by a repeat sign. The second staff continues the sequence with double tonguing and accidentals, also ending with a repeat sign.

2.3

Doppelzunge

Two staves of musical notation for exercise 2.3. The first staff shows a sequence of eighth notes with double tonguing and accidentals, followed by a repeat sign. The second staff continues the sequence with double tonguing and accidentals, also ending with a repeat sign.

2.4

Tripelzunge

Two staves of musical notation for exercise 2.4. The first staff shows a sequence of eighth notes with triple tonguing (indicated by a '3' above the notes) and various accidentals. The second staff continues the sequence with triple tonguing and accidentals, ending with a repeat sign.

2.5

Tripelzunge

Exercise #2.5 is a musical exercise for the tongue (Tripelzunge). It consists of two staves of music. The first staff begins with a double bar line and a repeat sign. It contains a series of triplets of eighth notes, with some notes beamed together. The key signature changes from one sharp (F#) to one flat (Bb). The second staff continues the exercise, also featuring triplets and slurs, and ends with a repeat sign.

2.6

Tripelzunge

Exercise #2.6 is a musical exercise for the tongue (Tripelzunge). It consists of two staves of music. The first staff begins with a double bar line and a repeat sign. It contains a series of triplets of eighth notes, with some notes beamed together. The key signature changes from one sharp (F#) to one flat (Bb). The second staff continues the exercise, also featuring triplets and slurs, and ends with a repeat sign.

2.7

Breath Attack! (anblasen ohne Zunge)

Exercise #2.7 is a musical exercise for breath attack (Breath Attack! (anblasen ohne Zunge)). It consists of two staves of music. The first staff begins with a double bar line and a repeat sign. It contains a series of eighth notes, with some notes beamed together. The key signature changes from one sharp (F#) to one flat (Bb). The second staff continues the exercise, also featuring eighth notes and accents, and ends with a repeat sign.

2.8

Breath Attack! (anblasen ohne Zunge)

Exercise #2.8 is a musical exercise for breath attack (Breath Attack! (anblasen ohne Zunge)). It consists of two staves of music. The first staff begins with a double bar line and a repeat sign. It contains a series of eighth notes, with some notes beamed together. The key signature changes from one sharp (F#) to one flat (Bb). The second staff continues the exercise, also featuring eighth notes and accents, and ends with a repeat sign.

3 - Arrhythmien

3.1

Musical notation for exercise 3.1, consisting of a single staff. It features a sequence of eighth notes with various accidentals (flats and naturals) and rests. The exercise is divided into two measures by a double bar line with repeat dots. The first measure contains two groups of eighth notes, each marked with a '3' and a slur. The second measure contains two groups of eighth notes, also marked with a '3' and a slur, and includes a repeat sign.

3.2

Musical notation for exercise 3.2, consisting of a single staff. It features a sequence of eighth notes with various accidentals and rests. The exercise is divided into two measures by a double bar line with repeat dots. The first measure contains two groups of eighth notes, each marked with a '3' and a slur. The second measure contains two groups of eighth notes, also marked with a '3' and a slur, and includes a repeat sign.

3.3

Musical notation for exercise 3.3, consisting of a single staff. It features a sequence of eighth notes with various accidentals and rests. The exercise is divided into two measures by a double bar line with repeat dots. The first measure contains two groups of eighth notes, each marked with a '3' and a slur. The second measure contains two groups of eighth notes, also marked with a '3' and a slur, and includes a repeat sign.

3.4

Musical notation for exercise 3.4, consisting of two staves. The first staff features a sequence of eighth notes with various accidentals and rests. The exercise is divided into two measures by a double bar line with repeat dots. The first measure contains two groups of eighth notes, each marked with a '3' and a slur. The second measure contains two groups of eighth notes, also marked with a '3' and a slur, and includes a repeat sign. The second staff continues the sequence with eighth notes and rests, marked with a '3' and a slur, and includes a repeat sign.

3.5


Musical notation for exercise 3.5, consisting of two staves. The first staff features a sequence of eighth notes with various accidentals and rests. The exercise is divided into two measures by a double bar line with repeat dots. The first measure contains two groups of eighth notes, each marked with a '3' and a slur. The second measure contains two groups of eighth notes, also marked with a '3' and a slur, and includes a repeat sign. The second staff continues the sequence with eighth notes and rests, marked with a '3' and a slur, and includes a repeat sign.

3.6

Musical notation for exercise 3.6, consisting of two staves. The first staff features a sequence of eighth notes with various accidentals and rests. The exercise is divided into two measures by a double bar line with repeat dots. The first measure contains two groups of eighth notes, each marked with a '3' and a slur. The second measure contains two groups of eighth notes, also marked with a '3' and a slur, and includes a repeat sign. The second staff continues the sequence with eighth notes and rests, marked with a '3' and a slur, and includes a repeat sign.


4 - Intervalltraining

4.1




Musical notation for exercise 4.1, consisting of two staves in 4/4 time. The top staff features a sequence of eighth-note chords, with a slur covering the first six measures. The bottom staff contains a melodic line with a slur over the first six measures and a final note with a flat. The exercise concludes with a double bar line and a repeat sign.

4.2




Musical notation for exercise 4.2, consisting of two staves in 4/4 time. The top staff features a sequence of eighth-note chords, with a slur covering the first six measures. The bottom staff contains a melodic line with a slur over the first six measures and a final note with a flat. The exercise concludes with a double bar line and a repeat sign.

4.3




Musical notation for exercise 4.3, consisting of two staves in 4/4 time. The top staff features a sequence of eighth-note chords, with a slur covering the first six measures. The bottom staff contains a melodic line with a slur over the first six measures and a final note with a flat. The exercise concludes with a double bar line and a repeat sign.

4.5



Musical notation for exercise 4.5, consisting of two staves in 4/4 time. The top staff features a sequence of eighth-note chords, with a slur covering the first six measures. The bottom staff contains a melodic line with a slur over the first six measures and a final note with a flat. The exercise concludes with a double bar line and a repeat sign.

4.6



Musical notation for exercise 4.6, consisting of two staves in 4/4 time. The top staff features a sequence of eighth-note chords, with a slur covering the first six measures. The bottom staff contains a melodic line with a slur over the first six measures and a final note with a flat. The exercise concludes with a double bar line and a repeat sign.

5 - Dynamik

5.1

ppp < *fff* > *ppp* < *fff* > *ppp* < *fff* > *ppp* < *fff* >

5.2

pp p mp mf f ff *pp p mp mf f ff* *pp p mp mf f ff*

5.3

ppp < *p* *ppp* < *p* *ppp* < *p*

ff < *p* *ff* < *p* *f* < *p*

5.4

p < *f* < *p* *p* < *f* < *p* *p* < *f* < *p*

p < *f* < *p* *p* < *f* < *p* *p* < *f* < *p*

6 - Lippentriller

6.1

Exercise 6.1 consists of three staves of music. Each staff begins with a double bar line and repeat signs. The first two staves feature a continuous eighth-note tremolo pattern in the lower register, with a slur underneath. The third staff continues the tremolo and then transitions into a series of eighth-note slurs in the upper register, also with a slur underneath. A repeat sign with a slash is present in the middle of each staff.

6.2

Exercise 6.2 consists of two staves of music. The first staff contains four groups of eighth-note tremolos, each marked with a '3' above it, indicating a triplet. The second staff contains four groups of sixteenth-note tremolos, each marked with a '6' above it. Both staves have a slur underneath the tremolos and a repeat sign with a slash in the middle.

6.3

Exercise 6.3 consists of two staves of music. The first staff starts with a double bar line and repeat signs. It features a dynamic range from *ff* (fortissimo) to *pp* (pianissimo). The first group is marked *ff* with an accent (>), followed by a slur. The second group is marked *pp*. The third group is marked *ff* with an accent (>), followed by a slur. The fourth group is marked *pp*. The second staff begins with a repeat sign and a slash, followed by a double bar line and repeat signs. It starts with a dynamic of *ff* and an accent (>) over a slur, then transitions to a series of eighth-note slurs in the upper register, marked *pp*.

6.4.

Two staves of musical notation. The first staff contains three measures of eighth-note patterns, each with a slur underneath, followed by a repeat sign. The second staff contains two measures of eighth-note patterns with slurs, followed by a repeat sign, and then two more measures of eighth-note patterns with a slur underneath.

7 Ornamente

7.1

One staff of musical notation featuring three measures of eighth-note triplets, each marked with a '3' above the notes and a slur underneath. This is followed by a repeat sign and a final measure of a triplet eighth-note pattern with a '3' below the notes and a slur above.

7.2

One staff of musical notation featuring four measures of eighth-note triplets, each marked with a '3' above the notes and a slur underneath. This is followed by a repeat sign and two final measures of eighth-note triplets, each marked with a '3' below the notes and a slur above.

7.3

One staff of musical notation featuring two measures of eighth-note patterns with slurs underneath, followed by a repeat sign, and then two final measures of eighth-note patterns with slurs underneath.